


Teacher's Guide



Mackinac Bridge The Story of the Five-Mile Poem


Author: Gloria Whelan
Illustrator: Gijsbert van Frankenhuyzen

Guide written by Cheryl Grinn

**Portions may be reproduced for use in the classroom
with this express written consent of Sleeping Bear Press**

Published by
Sleeping Bear Press
310 N. Main St., Suite 300
Chelsea, MI 48118
800-487-2323

www.sleepingbearpress.com



Here's the Story

Sequencing

Enjoy the story *Mackinac Bridge*. Pay special attention to the order of the events in the story.

Number these events in the order they happened in the story.

____ Luke took a job as a bridge man.

____ The bridge opens to traffic.

____ Mark sold lemonade to the drivers waiting to take the ferry.

____ Luke and Mark make a model suspension bridge.

____ Captain Hansen brought the ferry home from its last trip on the straits.

____ An American flag was hoisted to the top of the first tower.

Write three facts about the Mackinac Bridge.

1. _____
2. _____
3. _____

When Did It Happen?

When Did It Happen?

Timeline

How long did it take to build the Mackinac Bridge? This and many other interesting facts about the bridge can be found in the book *Mackinac Bridge*.

Put the following events in the correct place on the timeline. Make sure you put the year each one happened.

1. Mackinac Bridge opens for traffic.
2. Pier put in to anchor the bridge.
3. Towers erected.
4. Catwalk built for spinning cable to hold up the bridge.
5. Straits had 70-mile-per-hour wind gusts.

1954


1957



Mighty Mac Math

The problems below each relate to people and objects concerned with the *Mackinac Bridge*.

1. Before the bridge was built Mark sold lemonade to the cars waiting for the ferry. Mark charged 20 cents per glass. He sold 40 glasses on Monday, 10 on Tuesday, 0 on Wednesday, 18 on Thursday, and 50 on Friday. How much money did he make?
2. The bridge has 12,000 strands of wire in each cable. If there were 100 cables to put up, how many strands of wire would you need?
3. It took the ferryboat one hour to cross the five-mile straits. How many miles did the ferry travel if it had six round-trips per day?
4. Your grandfather wanted to go hunting in 1955. The *Aurora* could hold 50 cars at a time. Grandpa was number 300 in line. How long did he have to wait to reach the Upper Peninsula?




Hunt High and Low

You will find the answers to these questions in the book *Mackinac Bridge*. Search high and low to find the answers. Have fun!

1. Name the engineer of the bridge _____
2. What were the three stars of the Upper Peninsula? _____
3. In what year did the bridge open to traffic? _____
4. What fraction of the bridge is underwater? _____
5. How tall are the towers? _____
6. What was placed at the top of the towers? _____
7. What type of bridge is the Mackinac? _____
8. What holds up the floor of the bridge? _____
9. Where was the *Aurora* sent? _____
10. Name the city on the north side of the bridge _____

—



Find the Verb

Every sentence needs a verb to make it a complete sentence. A verb shows action or states that something exists. Look for the verb in each sentence below. Underline the verb.

1. He could see the bridge.
2. Mark was as proud of the *Aurora* as his dad was.
3. He wished he were there.
4. Bridge workers left.
5. The silence was broken.
6. Mark watched the tower going up.
7. They had made a bridge.
8. Mark read everything he could find about bridges.
9. The summer shores were crowded with people.
10. Sometimes he works all night.

Fact or Opinion?

A fact is a statement that can be proven. An opinion is what a person thinks; it may or may not be true.

The following statements are based on the book *Mackinac Bridge*.

Write F for fact and O for opinion on each line below.

- _____ 1. Gloria Whelan wrote the book *Mackinac Island*.
- _____ 2. “The Bridge of Mackinac” is the best poem ever written.
- _____ 3. Michigan has two peninsulas.
- _____ 4. Everyone should be happy about the building of the bridge.
- _____ 5. Mark made the best lemonade around.
- _____ 6. The *Aurora* was sent to work in the Detroit River.
- _____ 7. The *Aurora* was the best ferry on the straits.
- _____ 8. It would be fun to work on the bridge in the winter.
- _____ 9. An American flag was placed at the top of the towers.
- _____ 10. When it opened, the Mackinac Bridge was the longest suspension bridge in the world.

WHERE DOES IT BELONG?

Classification

Classifying things can be fun. You need to decide what objects or ideas have in common. All of the categories on this sheet are based on the book *Mackinac Bridge*. Have fun as you read the book and try to decide what each group has in common.

1. _____
piers
towers
cable


2. _____
deck
gangplank
life preserver

3. _____
divers
bridge man
painters

4. _____
ice too thick
winds too strong
rocks too soft

Add two objects to each classification.

Make up two categories of your own from the book.



Dear Dora, Advice Column

Sometimes families have disagreements. It isn't always easy to find a solution to the problem. You'll learn about a disagreement between Captain Hansen and his son Luke in the book *Mackinac Bridge*.


After you discover the disagreement, write a letter to the advice column Dear Dora. You will write the letter and Dora's answer suggesting strategies to use that might help.

Dear Dora,

Sincerely,

Dear

Sincerely,
Dora



Waiting for the *Aurora*

Discover the fate of the *Aurora* in *Mackinac Bridge*. Is progress always good? After you have read the story, make a list of all of the advantages and disadvantages of keeping the *Aurora*.

Advantages

Disadvantages

Write a short paragraph stating your opinion on whether the services of the *Aurora* should have been stopped.



How Would You Feel?

Did you ever wonder what it would be like to be an object rather than a person? Sometimes it is fun to put your imagination to work.

You'll discover information about the building of the Mackinac Bridge in the book *Mackinac Bridge*. Use this information to help you with these statements.

Write a sentence or two in response to each phrase below.

HOW WOULD YOU FEEL IF YOU WERE _____?

1. A cable on the Mackinac Bridge

2. The *Aurora*

3. A seagull watching the bridge being built

4. A fish in the Straits of Mackinac

NOW HIRING...

Building of the Bridge Adds Jobs.

Mackinac Bridge tells the story of one family's struggles when the bridge was being built. But the bridge added many jobs to the area and helped the economy.

Brainstorm a list of all the jobs that were needed to build the bridge. Don't forget that many of these workers needed to be housed and fed.

Explain which job you would have liked and why.



BUILD A BRIDGE


Mackinac Bridge is a wonderful story about the building of the bridge. The story explains how Mark and Luke built a model of a suspension bridge like the Mackinac. Use the materials the boys used to make your own suspension bridge.

Materials

2 large milk cartons or similar boxes
thin wire
spools of thread
cardboard

Use the picture in the book and your own imagination to make a suspension bridge. Perhaps you are inventive and can come up with a better way to build a suspension bridge. Give it a try!


Write a few sentences explaining your experience building your suspension bridge.



FERRY FLEET POETRY

“The Bridge at Mackinac” is a poem that tells the story of the Mackinac Bridge envisioned by its designer.

Write a poem in the same style that describes the ferry fleet at Mackinac. Have fun! Draw a picture that portrays your poem at the bottom of the page.



Visit Michigan

Read and enjoy *Mackinac Bridge*, a wonderful story about a family and their experience with the bridge. Use the information you learn to make a travel poster encouraging families to visit the bridge and Michigan's Upper Peninsula.

Use this space to draw a rough draft of your poster.

Elements of a good poster

Large letters and simple words

Pictures should fill the page

Use bright colors

Do a final poster on large paper or poster board.



Bridge or Ferry

Venn Diagram

Have you ever wondered about how people got to Michigan's Upper Peninsula before there was a bridge? Learn the story of what crossing the straits was like before and after the bridge construction in *Mackinac Bridge*.

Draw a Venn diagram comparing the ferry and the bridge. How are they alike and how are they different?

One Bridge - Two Peninsulas

Why was the Mackinac Bridge so important to Michigan? Discover some of the reasons in the wonderful book *Mackinac Bridge*.

Put the following items on the map:

1. The Great Lakes
2. The Mackinac Bridge
3. Draw and label the states and countries that border Michigan.



Mackinac Bridge Answer Sheet

Here's the Story- 3, 5, 1, 2, 6, 4

When Did It Happen- Bridge opens 1957, Piers anchor bridge 1954, Towers erected 1955, Catwalk built 1956, 70 mph wind gusts 1957

Mighty Mac Math- 1) \$ 23.60 2) 1,200,000 3) 60 miles 4) 6 hours

Hunt High and Low- 1) David B. Steinman 2) Tahquamenon Falls, Pictured Rocks, Copper Harbor 3) 1957 4) 2/3 5) 552 feet 6) American flag 7) suspension 8) cables 9) Detroit River 10) St. Ignace

Find the Verb- 1) see 2) was 3) wished 4) left 5) was 6) watched 7) made 8) read 9) were 10) works

Fact or Opinion- 1) F 2) O 3) F 4) O 5) O 6) F 7) O 8) O 9) F 10) F

Where Does It Belong? 1) Parts of a bridge 2) Things on the *Aurora* 3) Jobs building the bridge 4) Excuses for not building the bridge